

1970

Grady-White

Brochure

1970



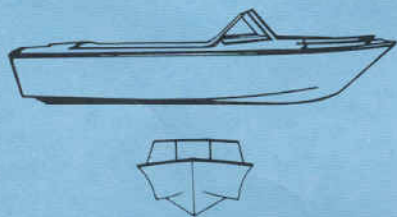
Fiberglass Boats with Fun and Quality Built In!

THE GRADY WHITE...FROM NATIONAL BOAT WORKS, GREENVILLE, N. C.



166 O/B *Sting Ray*

A real funster, this beautiful boat has an 8" wide keel which allows it to plane quickly and easily with minimum power. Its reverse chine provides excellent stability and easy handling. A great performer for skiing.



STANDARD FEATURES INCLUDE:

- All hand layup fiberglass construction
- All vinyl deluxe interior
- Full length quilted side storage shelves
- Anodized aluminum walk-thru windshield with tempered glass
- Molded in step and accessory pocket
- Custom hardware group
- Safety hand rail
- Two-tone deck with non-skid area
- Stylish bow rails
- Mechanical steering
- Lounge seats
- Coast Guard approved lighting and ventilation
- Anodized aluminum gunwale molding with vinyl insert

SPECIFICATIONS:

- Centerline length16'6"
- Beam amidship79"
- Transom heightL.S.
- Maximum H.P.115
- Gunwale length17'7"
- Depth34"
- Transom width76"
- Weight (approx.)920 Lbs.

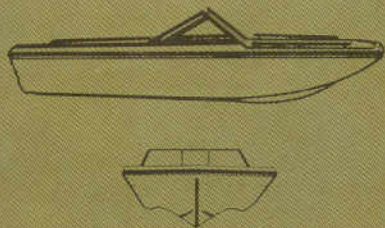
FACTORY OPTIONS AVAILABLE:

- Top and side curtains
- Aft curtain
- Mooring cover
- 12 gallon gas tank
- Pedestal chairs
- Full rear seat



171 O/B *Capri*

Here's the one boat that has to win all the awards for being a great all-round craft. This sleek Tri-Hull is the popular bow-rider design. Perfect for fishing. Ideal for skiing.



STANDARD FEATURES INCLUDE:

- All hand layup fiberglass construction
- Anodized aluminum walk-thru windshield with tempered glass
- Large molded-in seats in the bow section
- Deluxe color keyed vinyl interior

- Glove box with lock
- Quilted full length side storage shelves
- Mechanical steering
- Back-to-back sun lounger seats
- Custom hardware group
- Stylish bow rails
- Coast Guard approved lighting and ventilation
- Anodized aluminum gunwale molding with vinyl insert

SPECIFICATIONS:

- Centerline length17'1"
- Beam amidship84"
- Transom heightL.S.
- Maximum H.P.140
- Gunwale length19'3"
- Depth36"
- Transom width76"
- Weight (approx.)1,230 Lbs.

FACTORY OPTIONS AVAILABLE:

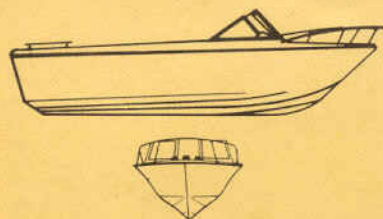
- Top and side curtains
- Aft curtain
- Mooring cover
- 18 gallon gas tank
- Bow cushions

182 I/O

Riviera



For a roamin' holiday, here's all the class, beauty and smooth riding you could ask for. The deep "V" hull Riviera has all the space age features for fishing, skiing and just great fun.



FEATURES INCLUDE:

- All hand layup fiberglass construction
- Back-to-back lounge seats
- Deluxe all vinyl interior
- Safety hand rail
- Custom hardware group
- Molded accessory pocket
- Quilted full length side storage shelves
- Spacious bow locker
- Bow rail and rear style rails
- Heavy duty gunwale molding with vinyl insert
- Anodized walk-thru windshield with tempered glass
- Mechanical steering
- Bilge pump
- Bilge blower
- Coast Guard approved lighting and ventilation
- Insulated motor box with finished fiberglass inner-liner
- 24 gallon gas tank with mechanical gauge
- Tachometer, oil gauge or light, temperature gauge or light, ampmeter
- Standard power unit 120 H.P.

SPECIFICATIONS:

- Centerline length18'2"
- Beam amidship87"
- Transom height41"
- Maximum H.P.165
- Gunwale length19'5"
- Depth48"
- Transom width78"
- Weight (approx.)2,110 Lbs.

FACTORY OPTIONS AVAILABLE:

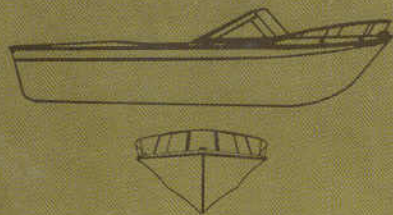
- Top and side curtains
- Aft curtain
- Windshield wipers
- Mooring cover
- Jump seats
- Horn
- Engine Options:
Available to 165 H.P.

191 O/B

Sportsman



This is the boat for those "big crowd" fishing trips, or just a family junket. The Sportsman is the largest 19 footer in its class.



THE IMPRESSIVE LIST OF STANDARD FEATURES INCLUDE:

- All hand layup fiberglass construction
- 8' beam
- Custom hardware group
- Full non-skid deck

- Insulated fiberglass fish and bait boxes (removable)
- Spacious side shelf and floor storage areas
- All vinyl interior
- Back-to-back lounge seats
- Stylish bow rails
- Walk-thru anodized aluminum windshield with tempered glass
- Heavy duty gunwale molding with vinyl insert
- Mechanical steering
- Glove box with lock
- Coast Guard approved lighting and ventilation

SPECIFICATIONS:

- Centerline length 19'1"
- Beam amidship 96"
- Transom height L.S.
- Maximum H.P. 170
- Gunwale length 20'9"
- Depth 50"
- Transom width 85"
- Weight (approx.) 1,485 Lbs.

FACTORY OPTIONS AVAILABLE:

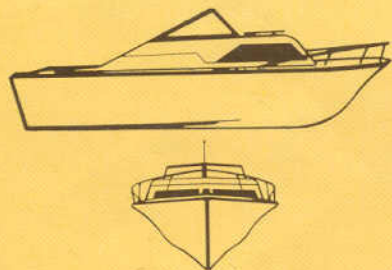
- Top and side curtains
- Aft curtain
- Mooring cover
- Pedestal chairs
- Full rear seat
- Windshield wiper
- Horn
- Built-in gas tank

191-C O/B

Atlantic Weekender



The free-floating vacationer, this outboard cabin cruiser is the ideal and most economical way to step up to the cabin cruiser class.



WITH THE ATLANTIC WEEKENDER YOU ENJOY SUCH STANDARD LUXURIES AS:

- All hand layup fiberglass construction
- Ventilating windshield with tempered glass
- Bow rails
- Large ventilating side cabin windows
- Spacious sleeping accommodations with thick foam bunk cushions
- Fresh water sink, with storage cabinet
- Fiberglass cabin inner-liner and nylon velvetex headliner
- Deluxe all vinyl interior
- Quilted side storage shelves
- Non-skid textured fiberglass molded deck
- Custom hardware group
- Attractive wooden louvered bulkhead door
- Handrails on cabin top
- Mechanical steering
- Coast Guard approved lighting and ventilation
- Heavy duty gunwale molding with vinyl insert

SPECIFICATIONS:

- Centerline length 19'1"
- Beam amidship 96"
- Transom height L.S.
- Maximum H.P. 170
- Gunwale length 20'9"
- Depth 50"
- Transom width 85"
- Weight (approx.) 1,590 Lbs.

FACTORY OPTIONS AVAILABLE:

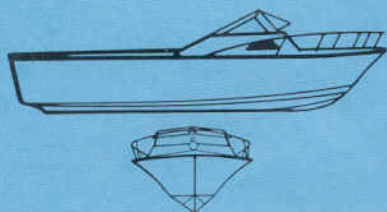
- Top and side curtains
- Aft curtain
- Mooring cover
- Marine head
- Windshield wipers
- Companion seat
- 18 gallon gas tank
- Cockpit galley unit
- Horn

212 I/O

Chesapeake



Here's class, comfort, and charm for the sportsman who likes something better out of life. This cuddy cabin with full size vee berths, is the sumptuous "sneak away" craft.



ITS STANDARD LUXURY FEATURES INCLUDE:

- All hand layup fiberglass construction
- Spacious cockpit area
- Custom hardware group
- Trumpet horn
- Swivel pedestal seats
- Skiff type ventilating windshield with tempered glass
- Molded non-skid deck and walkway

- Deluxe all vinyl interior
- Full length storage shelves
- 2 removable bait wells (aft deck)
- 36 gallon gas tank with gauge
- Louvered cabin door with companionway hatch
- Forward deck hatch
- Anodized bow and side rails
- Fiberglass cabin inner-liner with nylon velvetex headliner
- Thick vinyl covered bunk cushions
- Coast Guard approved lighting and ventilation
- Mechanical steering
- Bilge pump
- Bilge blower
- Tachometer, oil gauge or light, temperature gauge or light, ampmeter
- Standard power unit 120 H.P.

SPECIFICATIONS:


- Centerline length21'2"
- Beam amidship96"
- Transom height43"
- Maximum H.P.215
- Gunwale length22'10"
- Depth42"
- Transom width82"
- Weight (approx.)2,470 Lbs.

FACTORY OPTIONS AVAILABLE:

- Top and side curtains
- Aft curtain
- Mooring cover
- Marine head
- Windshield wipers
- Jump seats
- Cockpit galley unit
- Engine options available up to 215 H.P.



**MOLD
ROOM**



**RIGGING
AREA**



**FINAL
ASSEMBLY**

MANUFACTURING FACILITIES

The most modern equipment and techniques are employed in the manufacture of GW fiberglass boats. Mold room methods include all hand layup with alternating layers of roving and mat that overlap at the keel and stress areas. All wood reinforced areas are completely glass covered to insure sealed air flotation compartments. With a production area of over 160,000 sq. ft., all boats move through neat production lines which promote high quality workmanship. All gel coats, vinyls, raw materials and hardware are of the finest available.



GRADY WHITE BOATS

BY NATIONAL BOAT WORKS, INC.

714 ALBEMARLE AVENUE ■ GREENVILLE, NORTH CAROLINA 27834



WARRANTY

This warranty is in lieu of any other warranty expressed or implied. National Boat Works, Inc. warrants to the original purchaser, each boat manufactured by National Boat Works, Inc., to be free of defects in material and workmanship for a period of one year from date of purchase, when purchased from an authorized dealer. Excluded from this warranty are engines, outdrives, propellers, controls, mechanical steering, bilge pumps and any other part expressly warranted by the manufacturer thereof. Also excluded are gel coats, chrome, windshields, glass breakage, and upholstery. Boats subjected to misuse, abuse, negligence, or used for racing are expressly excluded from this warranty. Any repairs authorized by our factory in writing will be repaired at the factory in Greenville, North Carolina or at our option by our authorized dealer. Transportation charges to and from the place of repair will be the responsibility of the owner. National Boat Works, Inc. reserves the right to make changes in design and materials without being obligated to incorporate such changes in products manufactured prior to incorporation of such changes.

DEALER